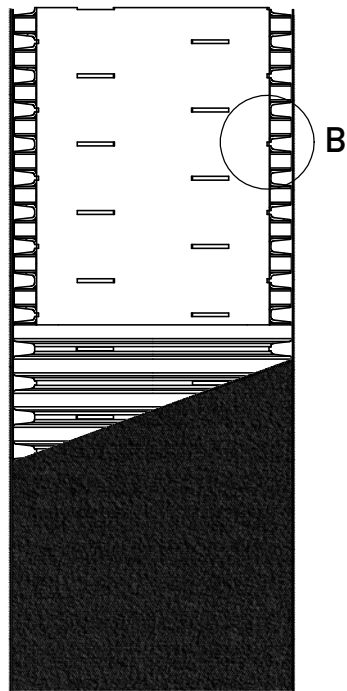


4

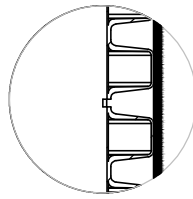
3

2

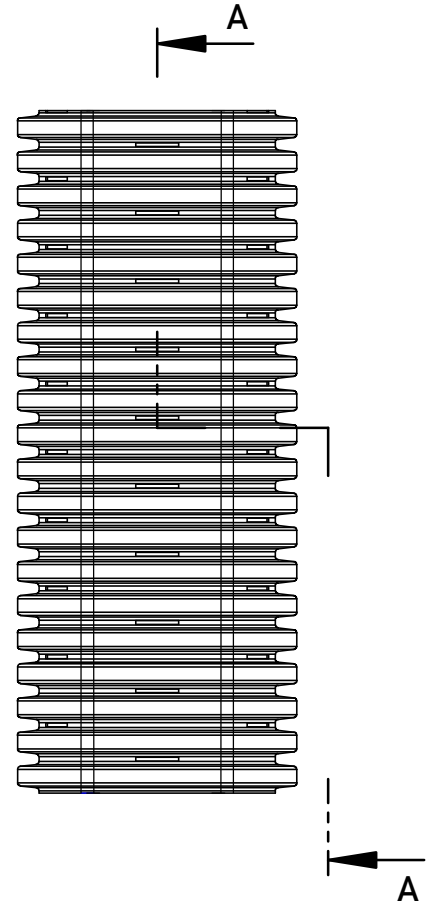
1



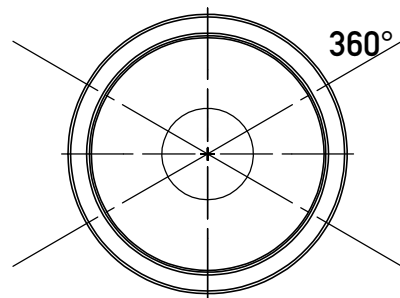
SECTION A-A



DETAIL B



| Prt.Nr. | Ø   | Dout | din |
|---------|-----|------|-----|
| 2028063 | 63  | 63   | 47  |
| 2028090 | 90  | 90   | 74  |
| 2028110 | 110 | 110  | 91  |
| 2028125 | 125 | 125  | 105 |
| 2028160 | 160 | 160  | 135 |
| 2028200 | 200 | 200  | 170 |
| Units   | mm  | mm   | mm  |

UNLESS OTHERWISE SPECIFIED:  
DIMENSIONS ARE IN MILLIMETERS

STANDARDS:

EN ISO 9969, DIN 4262-1

DO NOT SCALE DRAWING

SCALE:1:3

COLOR:

BLACK RAL 9004 / GREEN RAL 6038

PRODUCT NAME

SURFACE FINISH:

N/A

MATERIAL:

HDPE

**GEODRAIN®PLUS**  
**(SN4)**

TOLERANCES:

RoHS Regulation

Applied

LINEAR: 1%

ANGULAR: 1%

COMMENTS:

DWG NO.

2028-M-1

**K KOUVIDIS**

DRAWN

NAME

DATE

The rights of KOUVIDIS intellectual property upon this document are protected by Greek and European law against their use, usurpation, reproduction, trade, alteration, transmission, copy, transfer, distribution, re-publication by third parties and by any means of reason without the express prior written consent or authorization of KOUVIDIS. KOUVIDIS reserves all legal rights against anyone violating its rights as same have been explicitly mentioned above.

1

M. CHARKIOLAKIS

23/05/2023

SHEET 1 OF 1

A4

4

3

2

1